


Connected Vending Machine



What It Does

The SRX Vending Machines control access, dispense parts, keep track of on-hand inventory levels, monitor min/ max levels, and automatically transmit replenishment requests to suppliers.

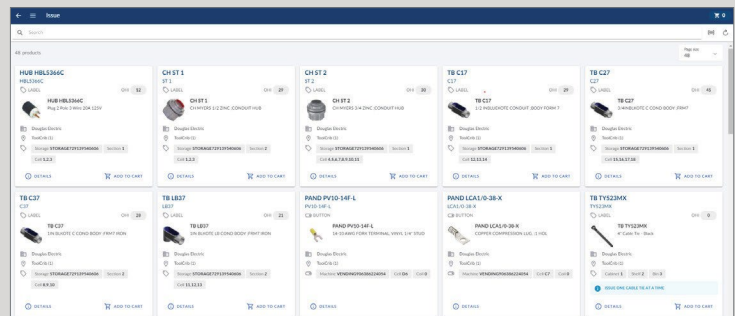
- Monitor who, what, when and where
- Control, allow, and restrict access
- Reduce consumption, shrinkage, and downtime
- Track usage



How It Does It

The Process is simple and automated because the vending machine is connected through the cloud to SRX software and suppliers.

- Single and dual coils
- Easy on-site configuration
- Access from any device



Checkout Software

- Run on a computer, phone, tablet, or any other Internet connected device
- Increase productivity and product visibility
- Wirelessly issue products from anywhere in the world
- Build allocation codes to track product usage by department, cost center, work order and much more




Accessories



Barcode Reader



Touchscreen



Additional Coils



Card Readers



Casters



IP Camera

Specifications

MEASURES	
Height	72"
Width	39"
Depth	38"
Weight	598lbs
OPERATING ENVIRONMENT	
Temperature	-4F to 130F
NETWORK & POWER	
Network	Required
Connections	Ethernet bulkhead or bracket for cell modem
Input Voltage	120V
Rated Power	50W

Standard Machine Configuration

STANDARD COIL LAYOUT

		POSITION									
		1	2	3	4	5	6	7	8	9	10
ROW	A	18	18	18	18	18	18	18	18	18	18
	B	15	15	15	15	15	15	15	15	15	15
	C	12	12	12	12	12	12	12	12	12	12
	D	12	12	12	12	12	12	12	12	12	12
	E	10	10	10	10	10	10	10	10	10	10
	F	10	10	10	10	10	10	10	10	10	10

AVAILABLE COIL SIZES

COIL SLOTS	COIL SPACING
4	3-3/4"
5	3-1/4"
6	3"
7	2-1/2"
9	2"
10	1-3/4"
12	1-1/2"
15	1-1/4"
18	1"
24	3/4"
30	1/2"