


# Connected Smart Shelves



## What It Does

The SRX Smart Shelves eliminate the need for manual counting, scanning, and placing orders. By being linked to SRX software, the shelves keep track of on-hand inventory levels, monitor min/max levels, and automatically transmits replenishment requests to suppliers.

- Eliminate manual counting or scanning
- Instant order placement when below min level
- No need for a phone call, text, or email.



## How It Does It

By calculating the weight of the inventory, on-hand levels are automatically calculated. When levels go below the min a replenishment request is automatically transmitted.

- Automatically calculate on-hand inventory levels
- Automatically transmit replenishment requests.
- Accurate to 8 grams
- 30lbs of storage per 4" tray

# Checkout Software

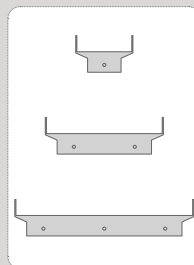
- Walk-in, grab products, and walk-out. No software interaction needed
- Increase productivity and product visibility
- Wirelessly monitor product usage and historical data from anywhere in the world
- Capture images of products as they are removed from the shelf
- Automatically reorder items as products hit their reorder point



## Accessories



Bins



4", 8", 12" Trays

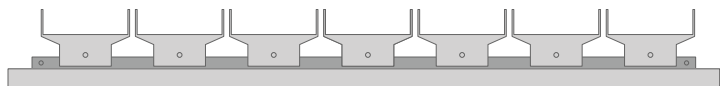
## Specifications

NETWORK & POWER	
Network	Required
Connections	Ethernet bulkhead or cell modem bracket
Power	Inlet
Voltage	120V
TRAY OPTIONS	
	4 Inch
	8 Inch
	12 Inch
CONTROLLER	
Size	14"x12"x8"
Type	NEMA 4X
Mount	Surface Mount

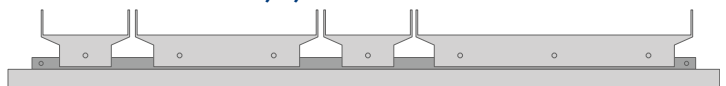
## Configurations

- Mounting Bracket
- Standard 36" x 18" Shelf
- 1 Shelf
- 28" adjustable tray space
- 132 Shelves
- 1 SmartShelf Controller

### ALL 4" TRAYS



### 12, 8, AND 4" TRAYS



### BINS INCLUDED

